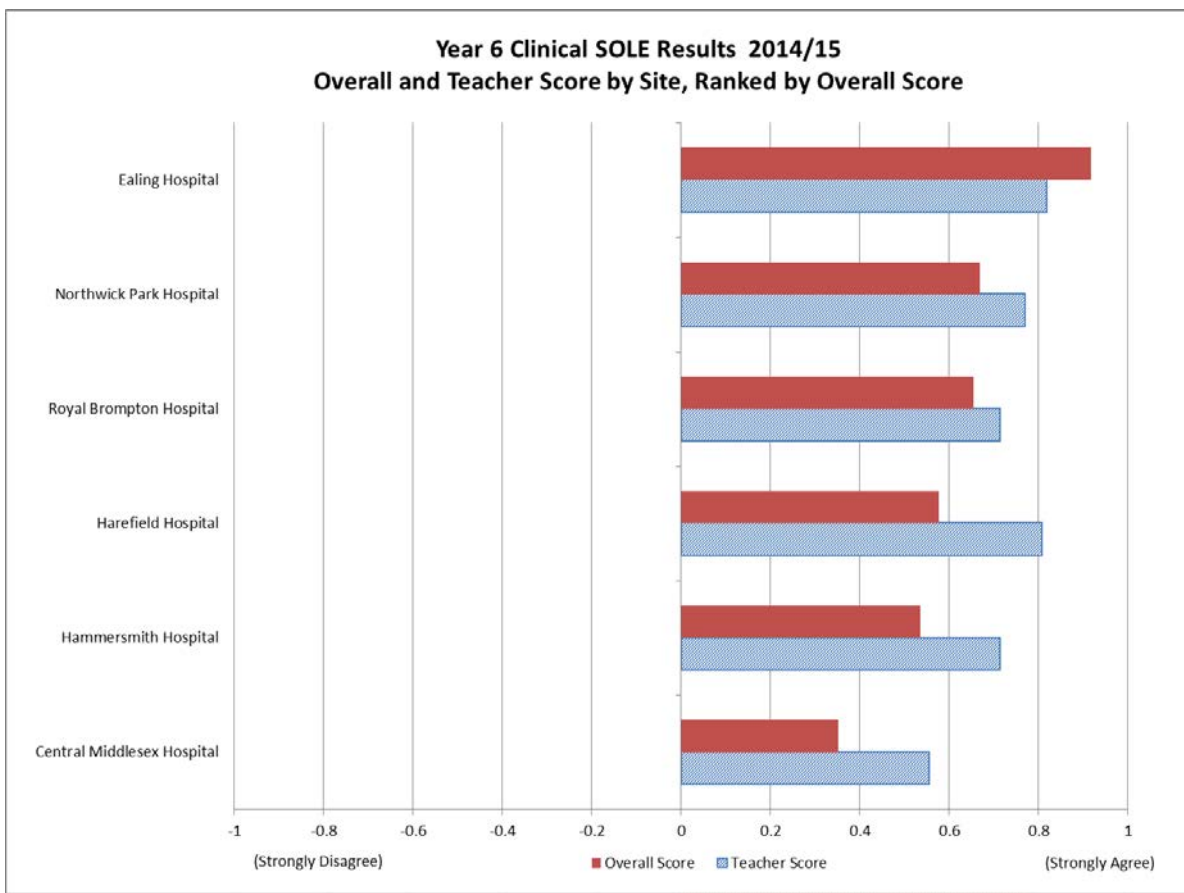
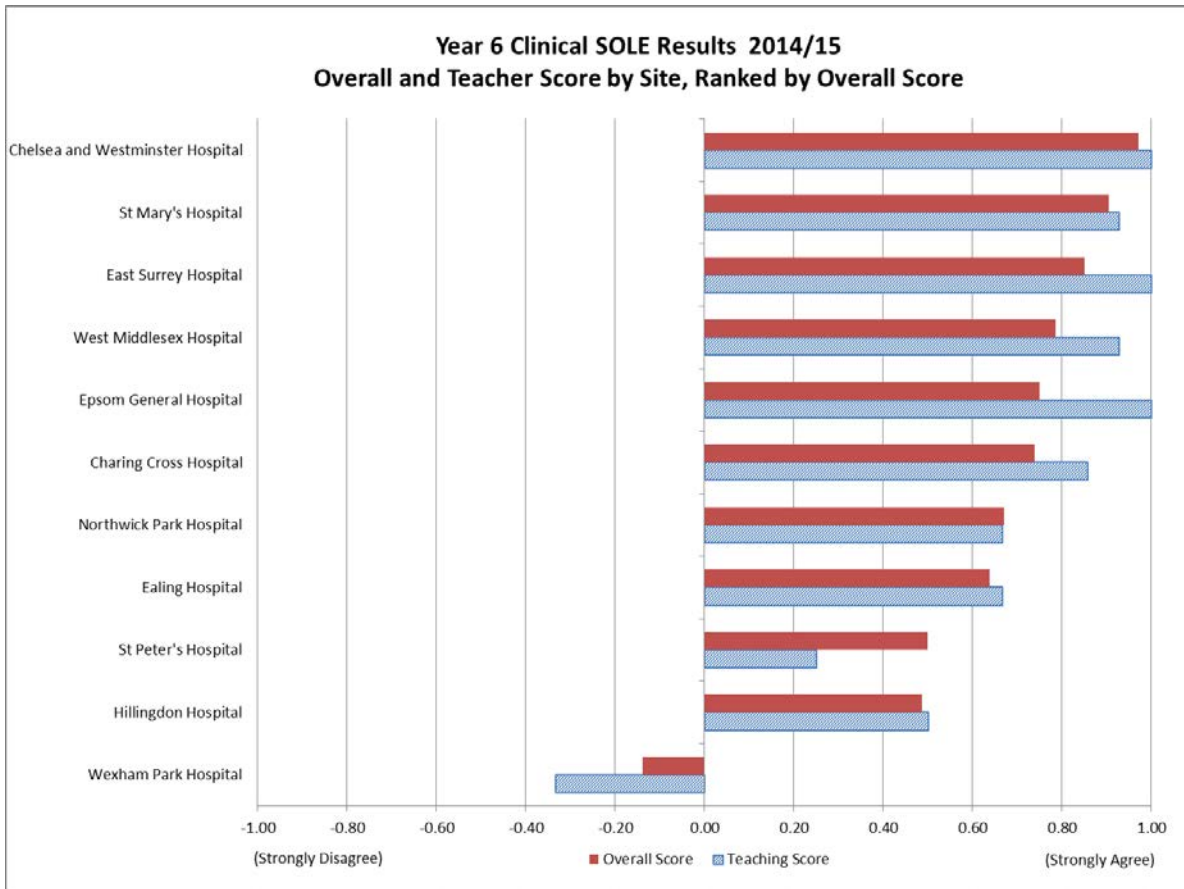


Programme:	MBBS
Programme Year:	6
Academic Year:	2014/15
Module:	Cardiology (Period 2 to 5)



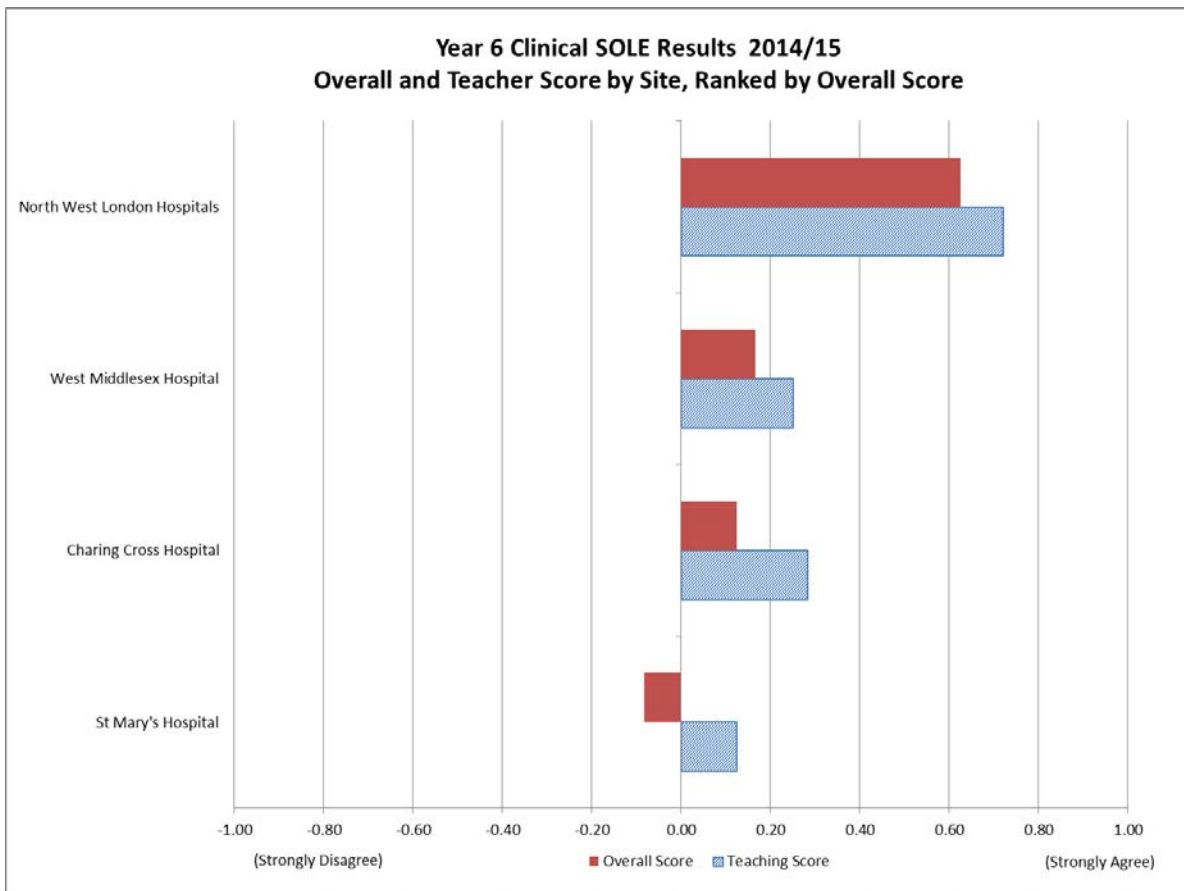
SiteName	Students at Site	Response	Response Rate	I received informal feedback	I am satisfied with contribution of team	Satisfied with overall quality of placement	My placement provided me with learning opportunities	Overall, I am satisfied with organisation of placement	Overall, I am satisfied with the quality of facilities	Timetabled teaching sessions took place
Ealing Hospital	34	11	32.4%	0.86	0.82	0.95	0.91	0.91	0.86	1.00
Northwick Park Hospital	35	13	37.1%	0.65	0.77	0.75	0.69	0.69	0.65	0.58
Royal Brompton Hospital	37	7	18.9%	0.43	0.71	0.71	0.64	0.71	0.79	0.64
Harefield Hospital	23	13	56.5%	0.65	0.81	0.69	0.77	0.62	0.46	0.27
Hammersmith Hospital	36	7	19.4%	0.50	0.71	0.50	0.71	0.57	0.64	0.29
Central Middlesex Hospital	21	9	42.9%	0.61	0.56	0.33	0.28	0.28	0.33	0.28

Programme:	MBBS
Programme Year:	6
Academic Year:	2014/15
Module:	Emergency Medicine (Period 2A to 4B)



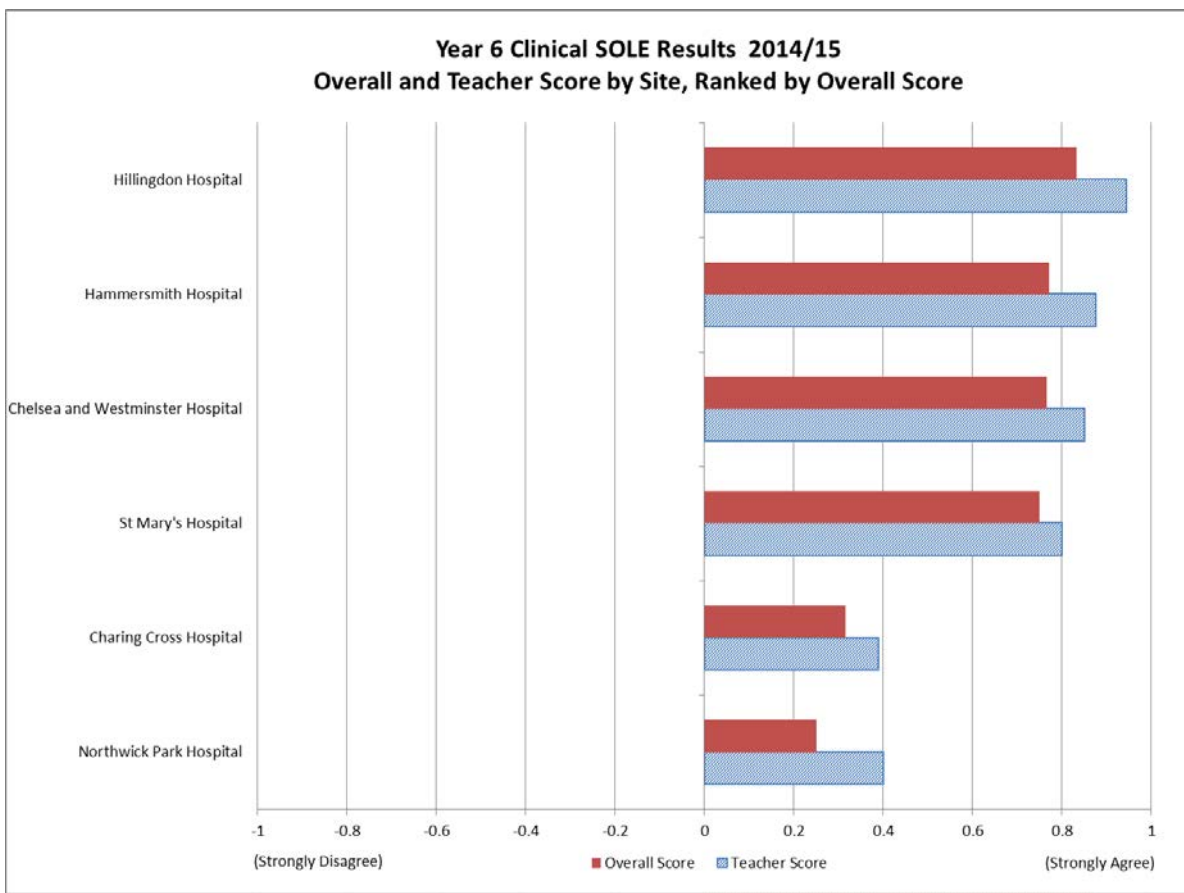
SiteName	Students at Site	Response	Response Rate	I received informal feedback	I am satisfied with contribution of team	Satisfied with overall quality of placement	My placement provided me with learning opportunities	Overall, I am satisfied with organisation of placement	Overall, I am satisfied with the quality of facilities	Timetabled teaching sessions took place
Chelsea and Westminster Hospital	18	6	33.3%	0.83	1.00	1.00	1.00	1.00	1.00	1.00
St Mary's Hospital	24	7	29.2%	0.86	0.93	1.00	0.93	0.86	0.93	0.86
East Surrey Hospital	15	5	33.3%	0.80	1.00	1.00	0.90	0.80	0.90	0.70
West Middlesex Hospital	18	7	38.9%	0.79	0.93	0.79	0.79	0.86	0.86	0.64
Epsom General Hospital	11	2	18.2%	1.00	1.00	0.75	0.75	0.75	0.75	0.50
Charing Cross Hospital	14	7	50.0%	0.50	0.86	0.79	0.86	0.79	0.79	0.71
Northwick Park Hospital	22	13	59.1%	0.69	0.67	0.62	0.81	0.50	0.76	0.65
Ealing Hospital	13	3	23.1%	0.67	0.67	0.83	0.83	0.67	0.67	0.17
St Peter's Hospital	15	4	26.7%	0.50	0.25	0.63	0.63	0.50	0.63	0.13
Hillingdon Hospital	15	6	40.0%	0.50	0.50	0.67	0.58	0.58	0.67	-0.08
Wexham Park Hospital	13	3	23.1%	0.17	-0.33	-0.17	0.00	-0.17	0.00	-0.67

Programme:	MBBS
Programme Year:	6
Academic Year:	2014/15
Module:	ENT (Period 2A to 4B)



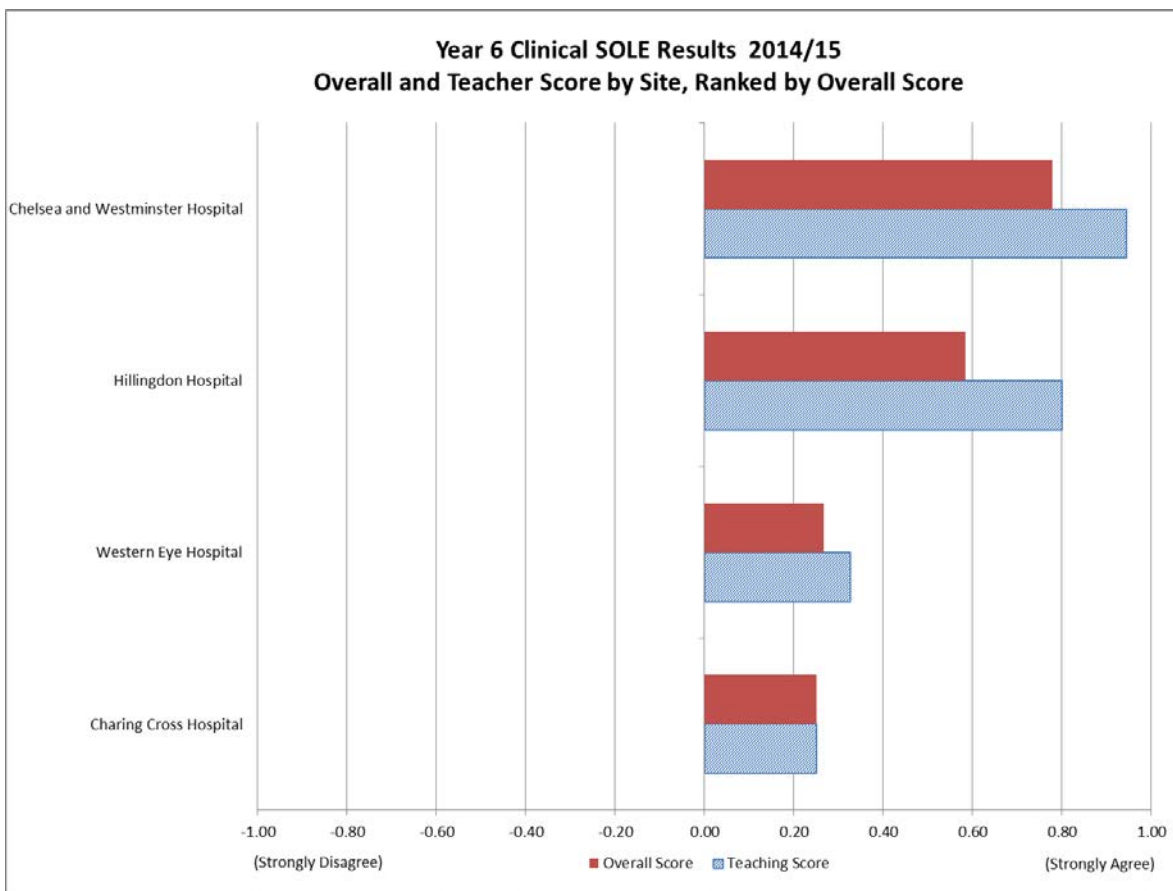
SiteName	Students at Site	Response	Response Rate	I received informal feedback	I am satisfied with contribution of team	Satisfied with overall quality of placement	My placement provided me with learning opportunities	Overall, I am satisfied with organisation of placement	Overall, I am satisfied with the quality of facilities	Timetabled teaching sessions took place
North West London Hospitals	72	10	13.9%	0.45	0.72	0.60	0.65	0.70	0.70	0.65
West Middlesex Hospital	22	2	9.1%	0.25	0.25	0.25	0.25	0.00	0.25	0.00
Charing Cross Hospital	60	15	25.0%	-0.07	0.28	0.20	0.32	0.13	0.33	-0.17
St Mary's Hospital	33	4	12.1%	-0.13	0.13	0.00	0.00	-0.25	0.25	-0.38

Programme:	MBBS
Programme Year:	6
Academic Year:	2014/15
Module:	Neurology (Period 2 to 5)



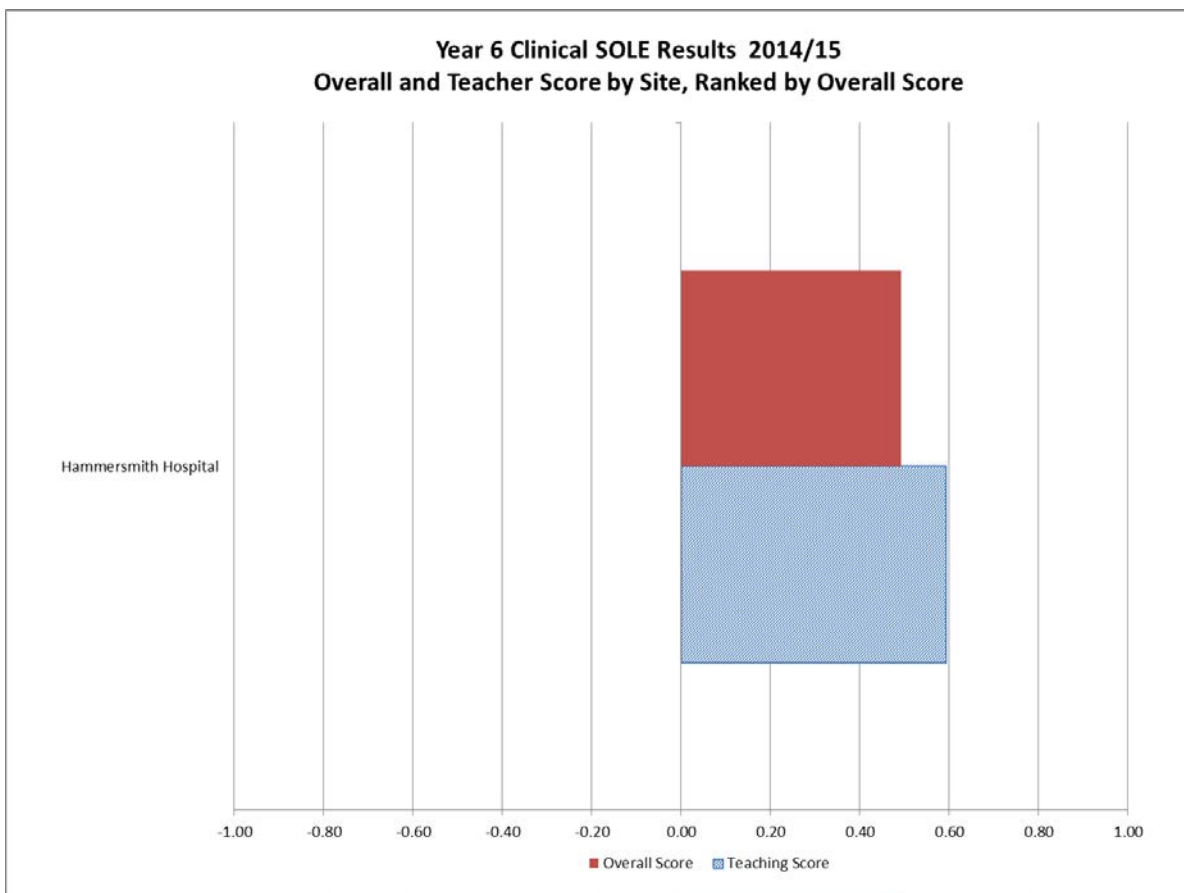
SiteName	Students at Site	Response	Response Rate	I received informal feedback	I am satisfied with contribution of team	Satisfied with overall quality of placement	My placement provided me with learning opportunities	Overall, I am satisfied with organisation of placement	Overall, I am satisfied with the quality of facilities	Timetabled teaching sessions took place
Hillingdon Hospital	30	9	30.0%	0.78	0.94	0.83	0.83	0.83	0.78	0.94
Hammersmith Hospital	23	4	17.4%	0.75	0.88	0.88	0.63	0.75	0.63	1.00
Chelsea and Westminster Hospital	30	10	33.3%	0.70	0.85	0.80	0.80	0.75	0.75	0.80
St Mary's Hospital	34	5	14.7%	0.80	0.80	0.80	0.70	0.80	0.80	0.60
Charing Cross Hospital	21	9	42.9%	-0.06	0.39	0.39	0.39	0.22	0.28	0.67
Northwick Park Hospital	28	5	17.9%	0.20	0.40	0.20	0.30	0.20	0.30	0.30

Programme:	MBBS
Programme Year:	6
Academic Year:	2014/15
Module:	Ophthalmology (Period 2A to 4B)



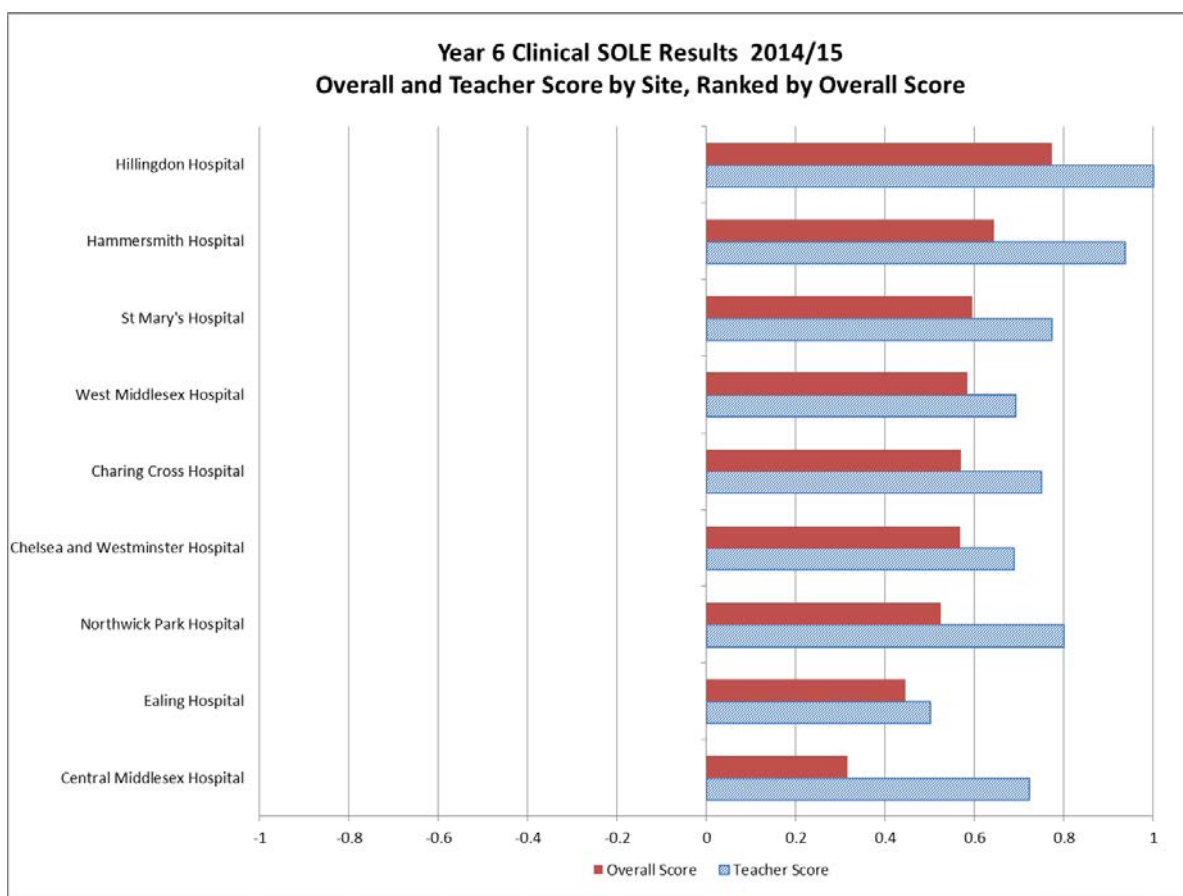
SiteName	Students at Site	Response	Response Rate	I received informal feedback	I am satisfied with contribution of team	Satisfied with overall quality of placement	My placement provided me with learning opportunities	Overall, I am satisfied with organisation of placement	Overall, I am satisfied with the quality of facilities	Timetabled teaching sessions took place
Chelsea and Westminster Hospital	24	9	37.5%	0.83	0.94	0.78	0.78	0.72	0.83	0.72
Hillingdon Hospital	21	5	23.8%	0.50	0.80	0.60	0.70	0.60	0.70	0.40
Western Eye Hospital	119	13	10.9%	0.19	0.33	0.27	0.35	0.19	0.19	0.40
Charing Cross Hospital	23	4	17.4%	0.25	0.25	0.25	0.13	0.25	0.25	0.38

Programme:	MBBS
Programme Year:	6
Academic Year:	2014/15
Module:	Renal (Period 2A to 4B)



SiteName	Students at Site	Response	Response Rate	I received informal feedback	I am satisfied with contribution of team	Satisfied with overall quality of placement	My placement provided me with learning opportunities	Overall, I am satisfied with organisation of placement	Overall, I am satisfied with the quality of facilities	Timetabled teaching sessions took place
Hammersmith Hospital	190	26	13.7%	0.44	0.59	0.51	0.56	0.48	0.52	0.44

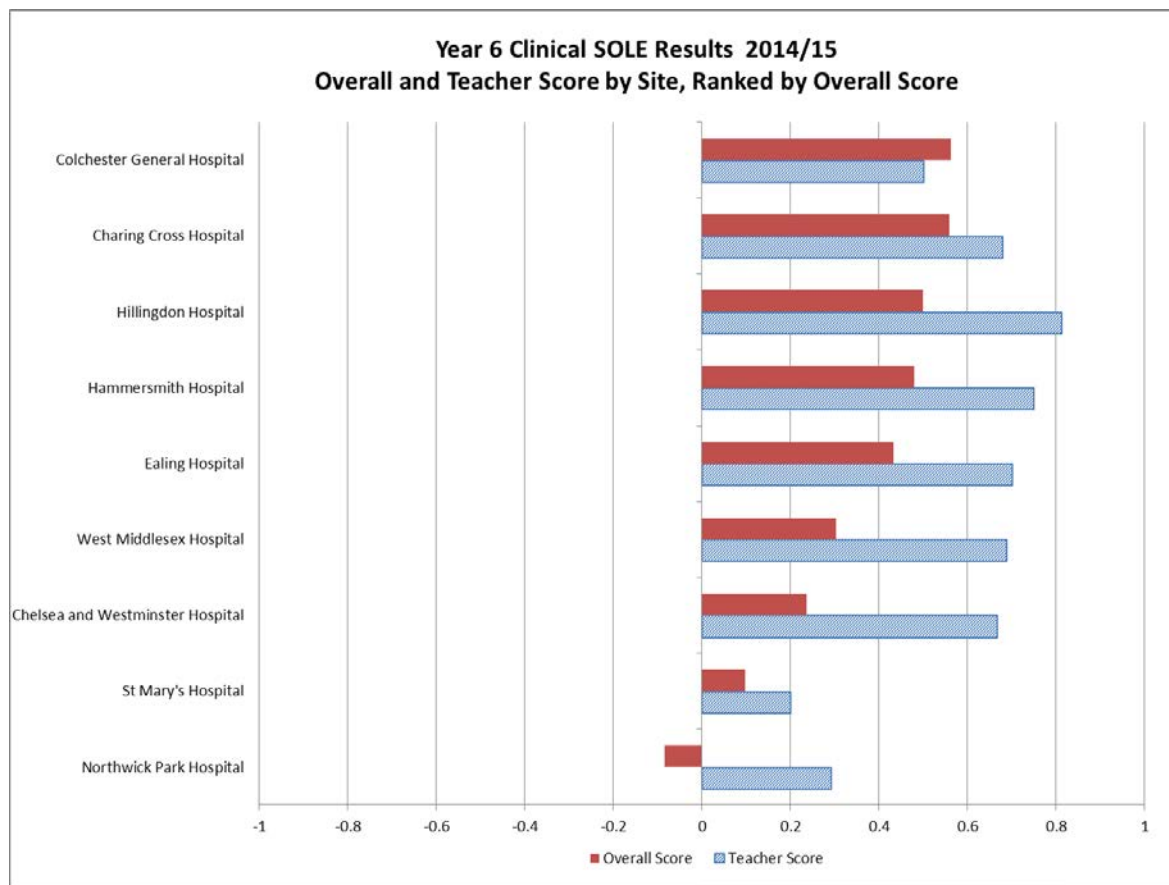
Programme:	MBBS
Programme Year:	6
Academic Year:	2014/15
Module:	Senior Medicine (Period 2 to 5)



SiteName	Students at Site	Response	Response Rate	I received informal feedback	I am more prepared to work out of hours	I am satisfied with contribution of team	I am satisfied with overall quality of placement	I feel more prepared to be on clinical team rota
Hillingdon Hospital	23	7	30.4%	0.86	0.64	1.00	0.86	0.86
Hammersmith Hospital	18	8	44.4%	0.63	0.31	0.94	0.81	0.66
St Mary's Hospital	24	11	45.8%	0.68	0.41	0.77	0.68	0.77
West Middlesex Hospital	29	12	41.4%	0.54	0.46	0.69	0.67	0.75
Charing Cross Hospital	21	6	28.6%	0.75	0.00	0.75	0.67	0.50
Chelsea and Westminster Hospital	22	8	36.4%	0.69	0.50	0.69	0.63	0.44
Northwick Park Hospital	22	5	22.7%	0.70	0.30	0.80	0.80	0.70
Ealing Hospital	11	3	27.3%	0.67	0.50	0.50	0.50	0.50
Central Middlesex Hospital	18	6	33.3%	0.67	0.25	0.72	0.36	0.58

SiteName	I feel more prepared to manage acute patients	I feel prepared to prescribe at the level of a Foundation Dr	I feel more prepared to prioritise patients	My placement provided with learning opportunities	I am satisfied with the organisation of placement	Overall, I am satisfied with the quality of the facilities	I feel prepared to take up my first Foundation post	Timetabled formal teaching sessions took place
Hillingdon Hospital	0.86	0.79	0.71	0.79	0.93	0.93	0.71	0.36
Hammersmith Hospital	0.44	0.75	0.50	0.69	0.75	0.81	0.56	0.81
St Mary's Hospital	0.59	0.50	0.50	0.64	0.64	0.86	0.41	0.45
West Middlesex Hospital	0.50	0.50	0.63	0.54	0.58	0.71	0.54	0.58
Charing Cross Hospital	0.67	0.33	0.33	0.67	0.67	0.83	0.58	0.83
Chelsea and Westminster Hospital	0.56	0.44	0.56	0.69	0.63	0.75	0.44	0.50
Northwick Park Hospital	0.30	0.70	0.30	0.60	0.60	0.90	0.50	-0.10
Ealing Hospital	0.33	0.17	0.50	0.33	0.50	0.67	0.33	0.33
Central Middlesex Hospital	0.39	-0.14	0.14	0.36	0.17	0.31	0.08	0.61

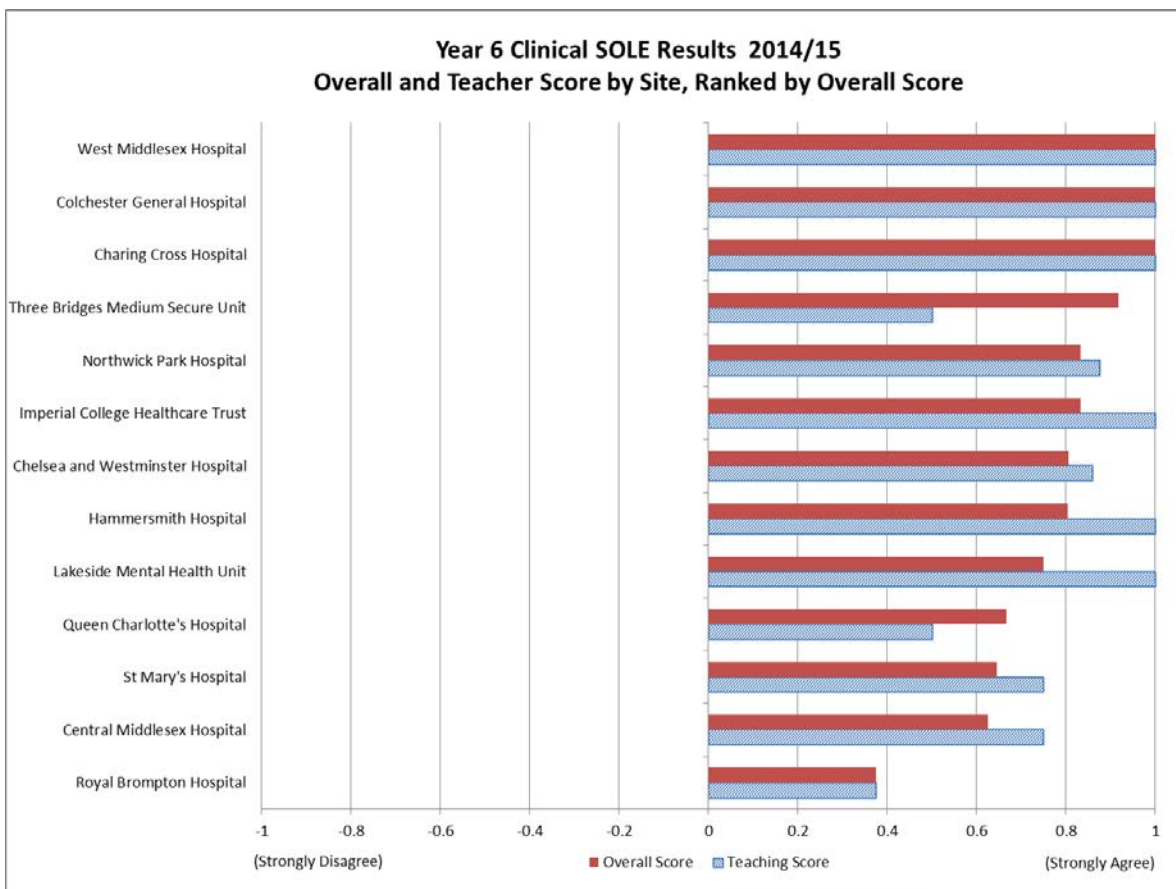
Programme:	MBBS
Programme Year:	6
Academic Year:	2014/15
Module:	Senior Surgery (Period 2 to 5)



SiteName	Students at Site	Response	Response Rate	I received informal feedback	I am more prepared to work out of hours	I am satisfied with contribution of team	I am satisfied with overall quality of placement	I feel more prepared to be on clinical team rota
Colchester General Hospital	12	2	16.7%	0.75	0.25	0.50	0.75	0.50
Charing Cross Hospital	21	7	33.3%	0.71	0.29	0.68	0.64	0.43
Hillingdon Hospital	18	8	44.4%	0.81	0.44	0.81	0.63	0.56
Hammersmith Hospital	2	2	100.0%	1.00	-0.25	0.75	0.50	0.00
Ealing Hospital	18	5	27.8%	0.70	0.30	0.70	0.60	0.50
West Middlesex Hospital	23	8	34.8%	0.56	0.31	0.69	0.31	0.44
Chelsea and Westminster Hospital	18	3	16.7%	0.50	0.17	0.67	0.33	0.33
St Mary's Hospital	38	15	39.5%	0.23	0.13	0.20	0.00	0.23
Northwick Park Hospital	29	12	41.4%	0.17	-0.25	0.29	-0.08	0.00

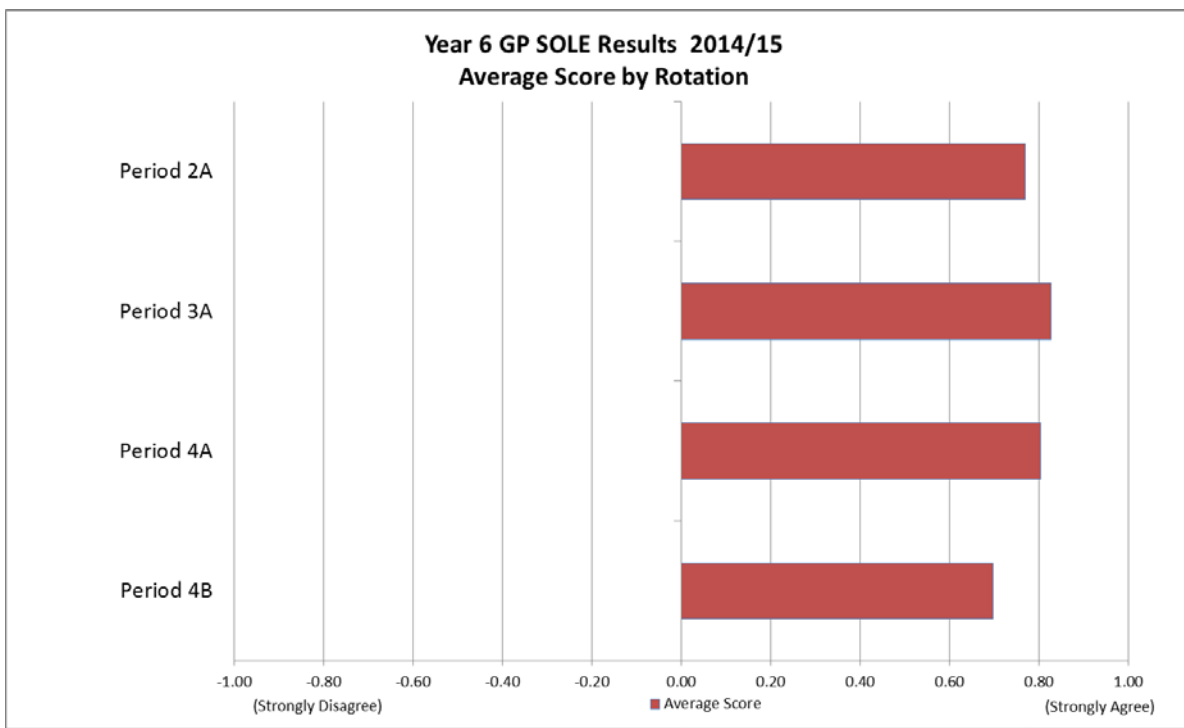
SiteName	I feel more prepared to manage acute patients	I feel prepared to prescribe at the level of a Foundation Dr	I feel more prepared to prioritise patients	My placement provided with learning opportunities	I am satisfied with the organisation of placement	Overall, I am satisfied with the quality of the facilities	I feel prepared to take up my first Foundation post	Timetabled formal teaching sessions took place
Colchester General Hospital	0.50	0.50	0.25	0.75	0.75	0.75	0.50	0.50
Charing Cross Hospital	0.50	0.14	0.36	0.71	0.93	0.79	0.29	0.93
Hillingdon Hospital	0.56	0.13	0.56	0.50	0.50	0.81	0.25	0.25
Hammersmith Hospital	0.75	1.00	0.25	0.50	-0.25	1.00	0.75	0.50
Ealing Hospital	0.30	0.10	0.30	0.40	0.50	0.60	0.40	0.50
West Middlesex Hospital	0.19	0.00	0.19	0.38	0.19	0.31	0.44	0.31
Chelsea and Westminster Hospital	0.33	0.17	0.33	0.33	0.17	0.17	0.00	0.00
St Mary's Hospital	0.17	-0.20	0.10	0.27	-0.07	0.33	0.27	-0.30
Northwick Park Hospital	0.00	0.04	-0.13	-0.17	-0.29	0.13	0.00	-0.44

Programme:	MBBS
Programme Year:	6
Academic Year:	2014/15
Module:	Specialty Choice Module (Period 2A to 4B)



SiteName	Students at Site	Response	Response Rate	I received informal feedback	I am satisfied with contribution of team	Satisfied with overall quality of placement	My placement provided me with learning opportunities	Overall, I am satisfied with organisation of placement	Overall, I am satisfied with the quality of facilities	Timetabled teaching sessions took place
Charing Cross Hospital	17	3	17.6%	1.00	1.00	1.00	1.00	1.00	1.00	1.00
Colchester General Hospital	1	1	100.0%	1.00	1.00	1.00	1.00	1.00	1.00	1.00
West Middlesex Hospital	6	1	16.7%	1.00	1.00	1.00	1.00	1.00	1.00	1.00
Three Bridges Medium Secure Unit	7	1	14.3%	1.00	0.50	1.00	1.00	0.50	1.00	1.00
Imperial College Healthcare Trust	2	2	100.0%	1.00	1.00	0.75	0.75	0.75	0.75	1.00
Northwick Park Hospital	13	4	30.8%	0.88	0.88	0.88	0.88	0.88	0.88	0.63
Chelsea and Westminster Hospital	38	16	42.1%	0.81	0.86	0.82	0.81	0.77	0.89	0.73
Hammersmith Hospital	18	7	38.9%	0.86	1.00	0.86	0.79	0.86	0.93	0.54
Lakeside Mental Health Unit	1	1	100.0%	1.00	1.00	1.00	1.00	0.00	1.00	0.50
Queen Charlotte's Hospital	1	1	100.0%	0.50	0.50	0.50	1.00	1.00	0.50	0.50
St Mary's Hospital	34	4	11.8%	0.75	0.75	0.75	0.50	0.38	0.75	0.75
Central Middlesex Hospital	2	2	100.0%	0.75	0.75	0.75	0.50	0.75	0.75	0.25
Royal Brompton Hospital	16	4	25.0%	0.50	0.38	0.38	0.50	0.25	0.25	0.38

Programme:	MBBS
Programme Year:	6
Academic Year:	2014/15
Module:	General Practice Student Assistantship (Period 2A to 4B)



	Respondents	Response Rate	During my placement I received informal feedback	I am more prepared to work out of hours	I am satisfied with the contribution made by this team	I am satisfied with the quality of the placement overall	I feel more prepared to be part of a clinical team rota	I feel more prepared to manage acute patients under supervision
Period 2A	12	30%	0.92	0.55	1.00	0.92	0.75	0.67
Period 3A	26	55%	0.96	0.68	0.99	0.98	0.83	0.67
Period 4A	22	48%	0.84	0.67	0.95	0.90	0.79	0.70
Period 4B	31	66%	0.86	0.48	0.96	0.84	0.63	0.61

	I feel prepared to prescribe at the level of a Foundation Dr	I feel more prepared to prioritise patients after this placement	My placement provided me with learning opportunities	I am satisfied with the organisation of this placement	I am satisfied with the quality of the facilities	I feel prepared to take up my Foundation post	Timetabled formal teaching sessions took place
Period 2A	0.67	0.55	0.88	0.83	0.88	0.50	0.91
Period 3A	0.65	0.74	0.86	0.92	0.94	0.72	0.82
Period 4A	0.61	0.70	0.91	0.91	0.91	0.82	0.73
Period 4B	0.57	0.59	0.81	0.72	0.78	0.57	0.65

END OF PAPER